

Plants Cluster


Quick Check Items

TEACHER NOTES:

You can administer this assessment orally, individually, or in small groups.

The following questions relate to the Plants cluster. Use them after teaching the entire cluster, or select the applicable questions immediately following each lesson. You can also compile Quick Check items into an end-of-unit assessment.

Use this picture to help answer question 1.



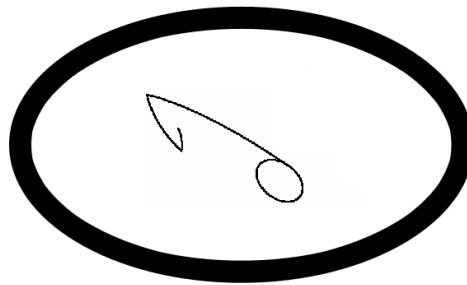

1. (Lesson 11) Yes or No?

Do you think these leaves all come from the same plant? _____ *no*

2. (Lesson 12) What do all fruits have?

- a. roots
- b. veins
- c. *seeds*

3. (Lesson 13) Circle the two seeds that would move best by hooking onto an animal.



Use the picture to answer questions 4-6.

4. (Lesson 12) Find the seeds.

What do seeds help a plant do?

- a. *make new plants*
- b. carry water from the roots to the rest of the plant
- c. get water from the soil

5. (Lesson 15) Find the roots.


What do roots help a plant do?

- a. make new plants
- b. carry water from the roots to the rest of the plant
- c. *get water from the soil*

6. (Lesson 16) Find the stem.

What does a stem help a plant do?

- a. make new plants
- b. *carry water from the roots to the rest of the plant*
- c. get water from the soil



Use this picture to answer question 7.



7. (Lesson 18) Yes or No?

Do these flowers all come from the same plant? _____ *no*